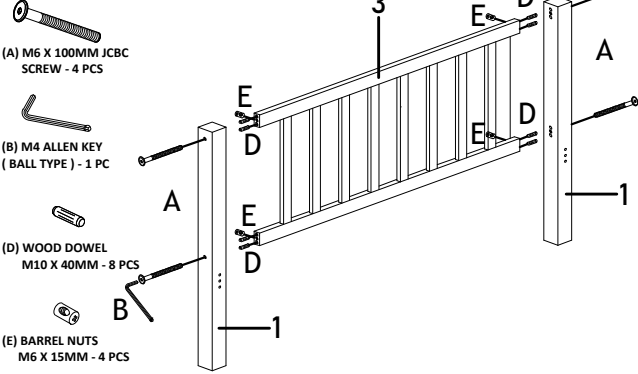


ASSEMBLY INSTRUCTION

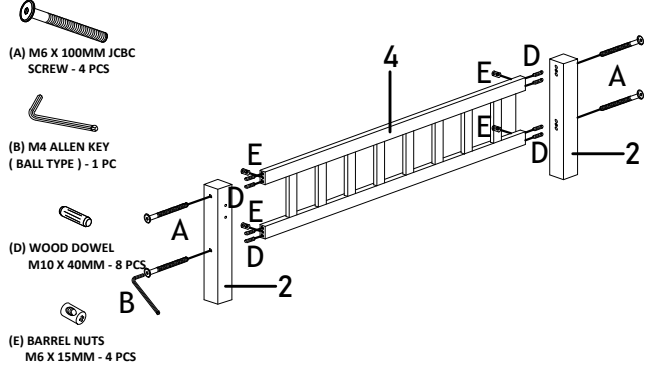
MODEL : IFU - AF 5088 SINGLE BED - Wooden Slat

Before you begin, please follow Assembly Instruction carefully. Follow them step by step.

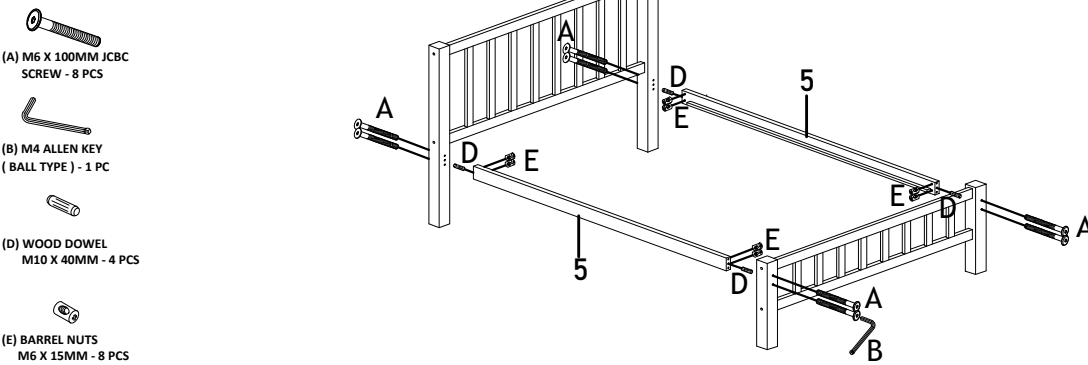
STEP 1



STEP 2



STEP 3

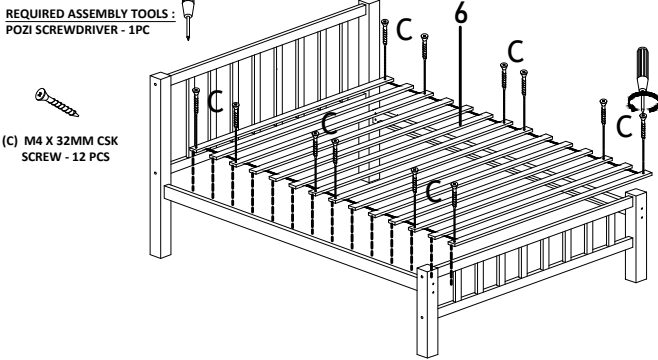


ASSEMBLY INSTRUCTION

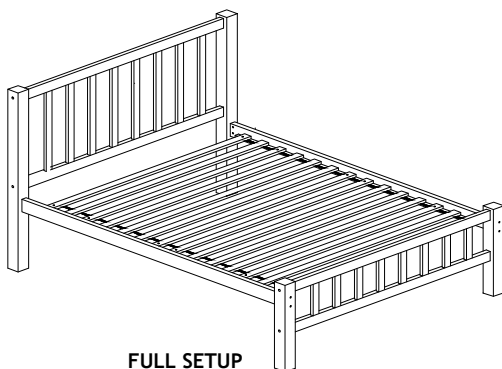
MODEL : IFU - AF 5088 SINGLE BED - Wooden Slat

Before you begin, please follow Assembly Instruction carefully. Follow them step by step.

STEP 4



REMARK : ATTACH PART 6 USING (C) SCREW AND POZI SCREWDRIVER AS SHOWN.



PART LIST

1) HEAD POST X 2 PCS	4) FOOTBOARD PANEL X 1 PC
2) FOOT POST X 2 PCS	5) WOODEN SIDE RAIL X 2 PCS
3) HEADBOARD PANEL X 1 PC	6) WOODEN SLATS X 14 PCS

HARDWARE LIST

(A) M6 X 100MM JCBC SCREW - 16 PCS	(D) WOOD DOWEL M10 X 40MM - 20 PCS
(B) M4 ALLEN LEY (BALL TYPE) X 1 PC	(E) BARREL NUT M6 X 15MM - 16 PCS
(C) M4 X 32MM CSK SCREW - 12 PCS	